
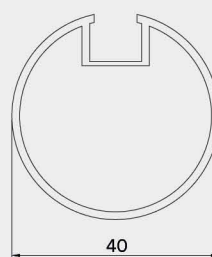
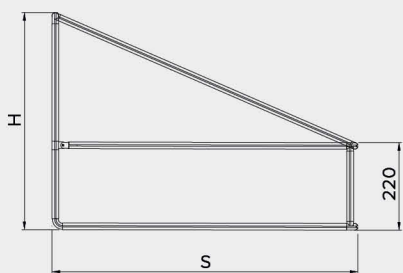


CAPOTTINA TEOREMA




Struttura in tubolare di lega d'alluminio D.40 di tipo fisso con componenti e articolazioni fuse in lega di alluminio. Particolarmente indicate per ingressi e per l'arredo urbano. Verniciatura con polveri poliestere eseguita presso il nostro stabilimento seguendo rigidi standard qualitativi. Per scritte sul frontale altezza massima consentita 15 cm.

Bended tubular D. 40 mm. aluminium fixed structure with casted components and joints in aluminium alloy. Particularly ideal for entrances and for urban constructions. Painting by polyester powder in our factory performed following rigid qualitative standards. For inscriptions on the front max height 15cm.



Standard



NO CRISTAL

Optional

