

T306-T302

Tenda a caduta . Vertical Blind



T306

Telo estivo e invernale
Summer and winter cloth



T306

Telo estivo e invernale
Summer and winter cloth



T302

Solo telo invernale
Only winter cloth




T302

Solo telo estivo
Only summer cloth


Foto rappresentative di prodotto con cassetto Optional . Representative photos of the product with cassette Optional

Tenda a caduta, dal design ricercato, con doppio rullo avvolgitore, per telo estivo e invernale. Telo invernale semitrasparente inserito nella doppia guida dotata di doppio spazzolino per riparo dal vento. Supporti e snodi in alluminio pressofuso, garantiscono un'ottima resistenza e qualità estetica. Profilo terminale rinforzato, con chiavistelli, permette una perfetta tensione del telo. Guarnizione in PVC morbido, adatta agli eventuali dislivelli del pavimento. Protezione solare a caduta verticale senza braccetti. La struttura può essere dotata dei seguenti optional: cassetto esterno con viti e spazzolino, cassetto interno con viti spazzolino e piastre, frangitratta intermedio per telo invernale. Optional: 2 motori radio con finecorsa elettronico e riconoscimento degli ostacoli, con telecomando.

Vertical blind by refined design, with double roll for summer cloth and winter cloth. A semi-transparent cloth works vertically in double rail equipped with double brush for wind protection. Components in die-casted aluminium, which guarantee an excellent resistance and aesthetic quality. Reinforced front bar profile, with bolts, allowing a perfect tension on winter cloth. End gasket in soft PVC for covering unlevelled floors. Vertical sun protection cloth with no arms. The structure can be equipped with the following options: Exterior cassette with screws and brush, Internal cassette with screws, brush and plates, Middle wind-break for winter cloth. OPTIONAL: n.2 radio motors with electronic end regulation and obstacle identification with remote control.

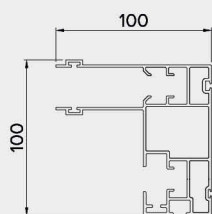


Standard

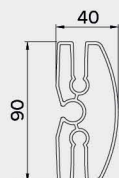


Optional



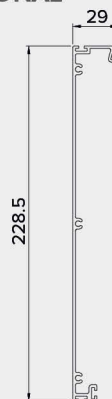


Profilo guida
Rail profile

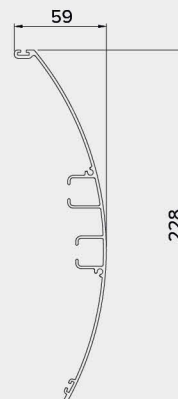


Profilo terminale
Front bar profile

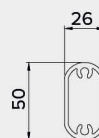
OPTIONAL



Profilo cassetto
interno
Internal cassette
profile



Profilo cassetto
esterno
External cassette
profile



Profilo frangitratta
intermedio
Middle wind-break